


NOV.
2011

TECH TIPS

From Ms. Pfister and Ms. Achter



KEYBOARDING PROPER POSTURE

PREVENT INJURY

KEYBOARDING RESOURCES

Websites

DanceMat Typing

This BBC Web page teaches keyboarding while entertaining with belly dancing hippos and zen yaks. There are lessons for every age and stage and fun games to practice skills.

<http://www.bbc.co.uk/schools/typing/>

Typing Master



This website has alternative ways for students to practice their typing skills. Games include a version of PacMan, Bubbles Typing, and more.

<http://www.typingmaster.com/games/typing-games.asp>

Learning Games For Kids

This website has a variety of different games to maintain student interest while teaching vital typing skills.

http://www.learninggamesforkids.com/keyboarding_games.html

Free Typing Games

This website allows students to choose their personal typing level to practice learning the keys. The game starts with home row and then progresses as the student improves.

<http://www.freetypinggame.net/play.asp>

Help your students develop good habits early.
Promote proper posture when working at a computer.

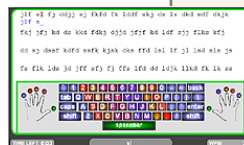
KIDS AND KEYBOARDING

There is a definite need for our students to start developing keyboarding skills. In order for technology integration in the classroom and successful completion of the SOL tests on the computer, students need to feel comfortable not only using a computer, but also typing on one.

Before the age of 8, students can start getting familiar with the placement of keys, but they generally aren't ready to type. From the age of 8 to 10, students can become familiar with using 2 hands and all fingers and memorizing the layout of the

keyboard. From the age of 10 and up, the child can start concentrating on better fingering and accuracy.

Keyboarding is one of those things that has to be repeated in order to get the hang of it. But the great thing is, once your fingers have "memorized" the keyboard, you no longer spend time thinking about typing, but instead use that time to think and compose. Get your students started and keep them interested and practicing with these fun keyboarding games for kids.



MORE WEB RESOURCES



Alpha Munchies

Students practice home row keys as letters fall from the sky. Different difficulty levels allow students to start where they are comfortable and progress to increasingly faster levels.

http://www.abcya.com/kids_typing_game.htm

Typing Playground

This website has many keyboarding activities including a typing games arcade. Students can work to get the highest score and have their name posted in the "Top Players" section.

<http://freeonlinetypinggames.com/typing-games/free-online-typing-games/>



Super Hyper Spider Typer

Students will control the fate of a fuzzy pink spider dangling from her thread. Hungry chameleons steadily approach from four branches on the right side of the screen. Letters, or full words in the later levels, are written on the chameleon's sides. Students will type these letters to get rid of the chameleon threat. This game is best for ages 7 to 10.

http://funschool.kaboose.com/fun-blaster/games/game_super_hyper_spider_typer.html

For fast access to these websites and other wonderful elementary resources, visit:



MrsPfistersclass.weebly.com

Contact Us

Ms. Pfister



Feel free to contact Ms. Pfister for your educational technology needs. Ms. Pfister serves at:


Stuart Elementary

Fairfield Elementary

Woodville Elementary

Nskender@richmond.k12.va.us

Ms. Achter



Feel free to contact Ms. Achter for your educational technology needs. Ms. Achter serves at:

Fox Elementary

Fisher Elementary

Clark Springs Elementary

cachter@richmond.k12.va.us